

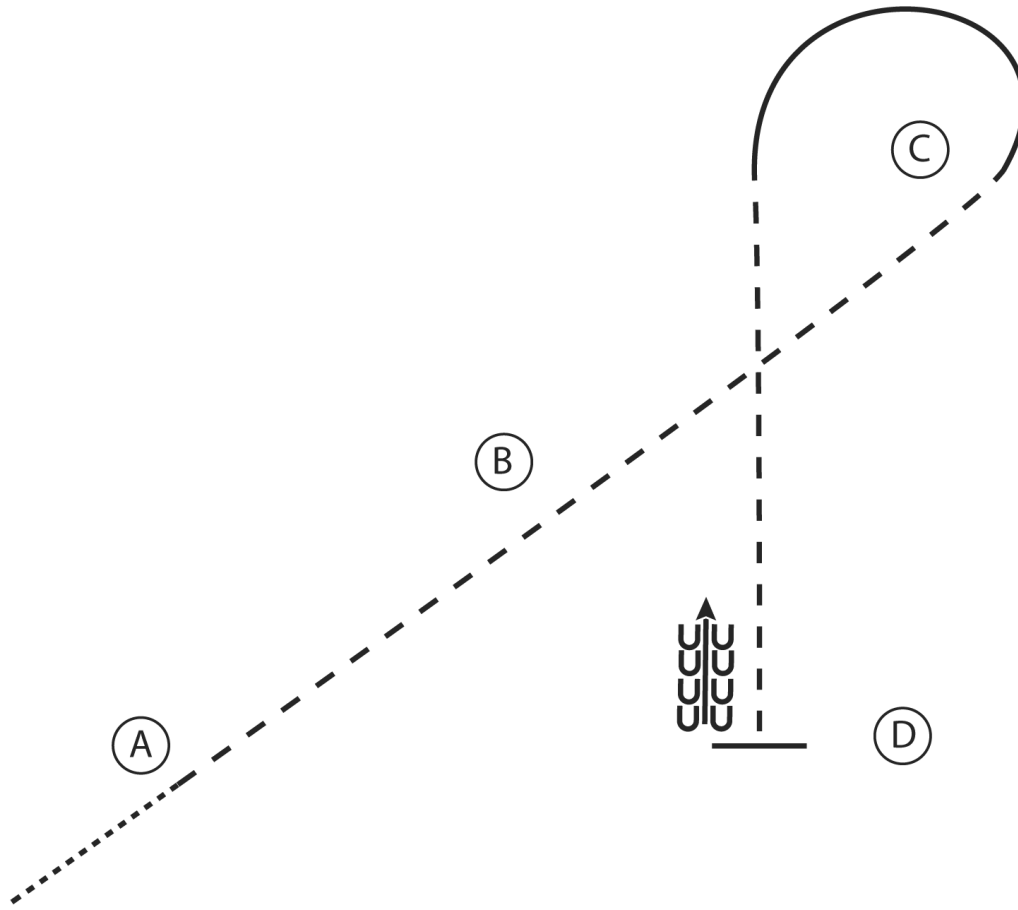
# GSC Summer Extravaganza

## Hunt Seat Equitation (Adult and Youth Equitation)

Show Date: 07-27-2024

w w w . H o r s e S h o w P a t t e r n s . c o m

w w w . H o r s e S h o w P a t t e r n s . c o m



1. Walk to A
2. Sitting trot to B
3. Posting trot to C on the right diagonal
4. At C canter a half circle on the left lead
5. At C posting trot to D on the left diagonal
6. Stop at D and back 4 steps

Walk	.....
Trot	-----
Extended T rot	-----
Canter	—————
Leg Yield	
Lead Change	↙
Back	←←←←
Marker	(B)
Sidepass	←←←←

[HSE/2-2]

Pattern Provided by:

*Vic Brenneman*

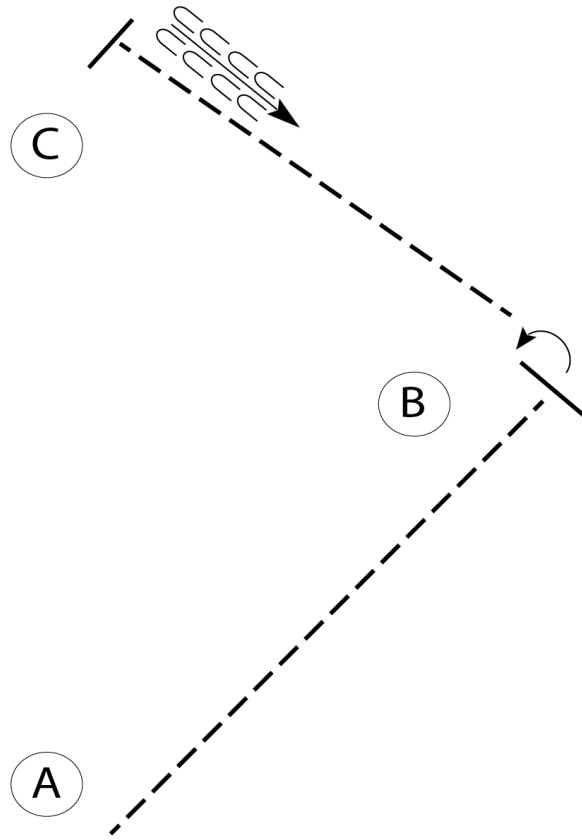
# GSC Summer Extravaganza

## Western Horsemanship (STARS and 12 and Under Horsemanship)

Show Date: 07-27-2024

w w w . H o r s e S h o w P a t t e r n s . c o m

w w w . H o r s e S h o w P a t t e r n s . c o m



Be ready at A.

1. Jog A to B.
2. At B, stop and perform a 90 degree turn to the left.
3. Jog B to C.
4. Stop at C and back 4 steps.

Follow the instructions of your ring steward.

Walk	-----
Jog	- - - - -
Extended Jog	- - - - -
Lope	—————
Lead Change	
Back	
Marker	(B)

[WH/WT-8]

Pattern Provided by:

*Vic Brenneman*

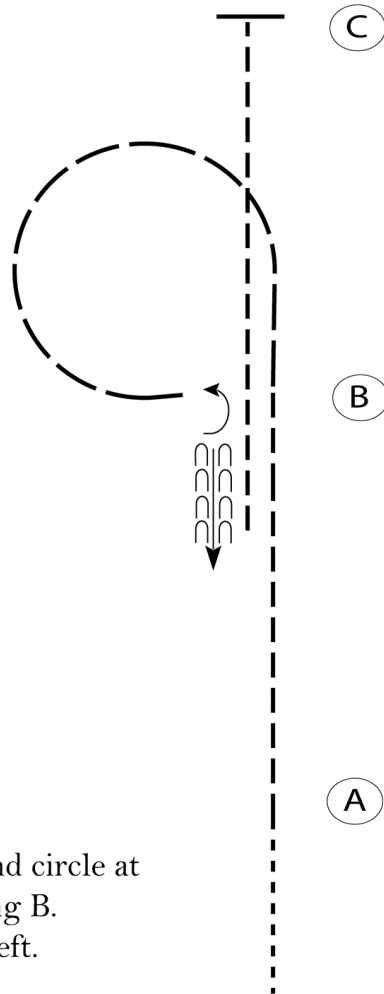
# GSC Summer Extravaganza

## Western Horsemanship (Adult and Youth WT Horsemanship)

Show Date: 07-27-2024

w w w . H o r s e S h o w P a t t e r n s . c o m

w w w . H o r s e S h o w P a t t e r n s . c o m



Begin before A at a walk.

1. Jog from A to B.
2. At B, extend the jog and circle at B as shown. Stop facing B.
3. Turn 1/4 turn to the left.
4. Back one horse length.
5. Jog to C. Stop at C.

Follow the instructions of your ring steward.

Walk	-----
Jog	- - - - -
Extended Jog	- - - - -
Lope	—————
Leg Yield	
Lead Change	—/—
Back	← — ← — ← —
Marker	⊙
Sidepass	←-----→

[WH/WT-17]

Pattern Provided by:

*Vic Brenneman*

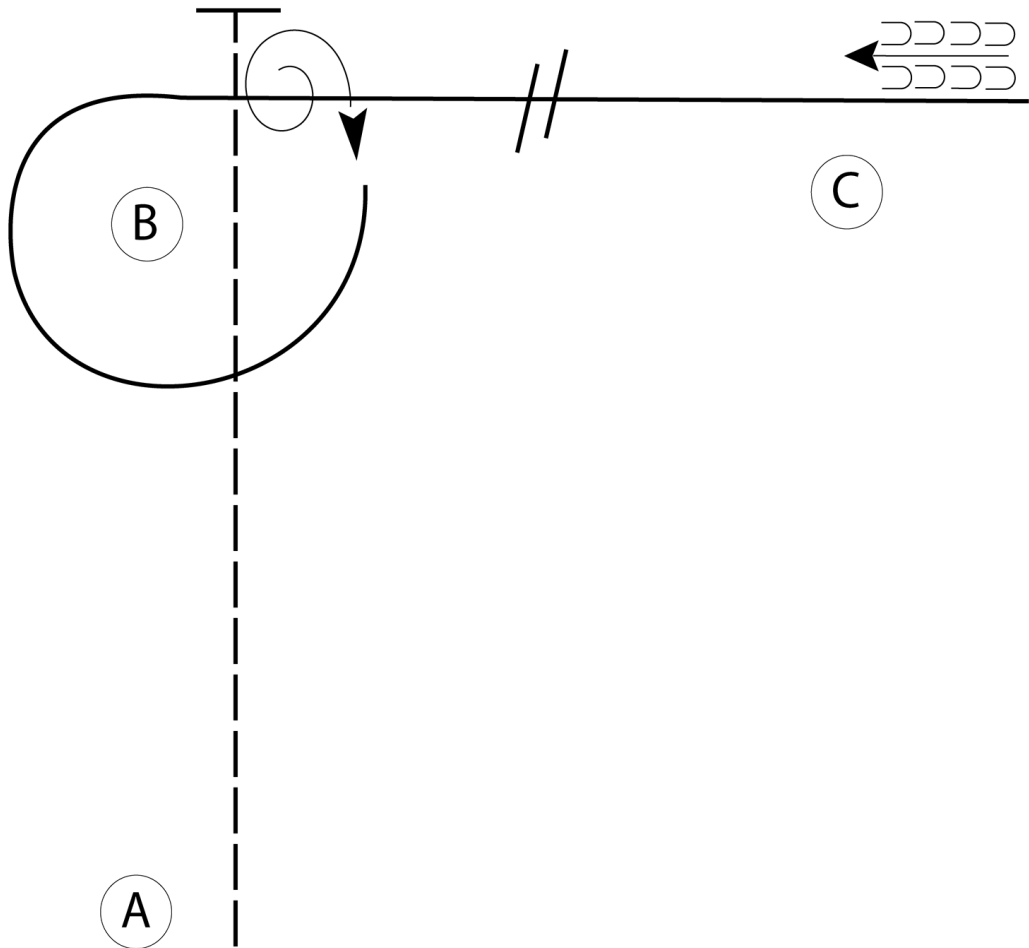
# GSC Summer Extravaganza

## Western Horsemanship (Jackpot Horsemanship)

Show Date: 07-27-2024

W W W . H o r s e S h o w P a t t e r n s . c o m

W W W . H o r s e S h o w P a t t e r n s . c o m



Be ready at A.

1. Perform an extended jog from A past B
2. Stop past B and perform a 540 degree turn to the right.
3. Lope on the right lead around B and continue towards C.
4. Half way between B and C perform a simple lead change.
5. Continue to lope past C and stop.
6. Back to C.

Follow the instructions of your ring steward.

Walk	-----
Jog	- - - - -
Extended Jog	- - - - -
Lope	—————
Leg Yield	
Lead Change	— / —
Back	← — — — —
Marker	⊙ B
Sidepass	← — — — — →

[WH/3-6]

Pattern Provided by:

*Vic Brenneman*

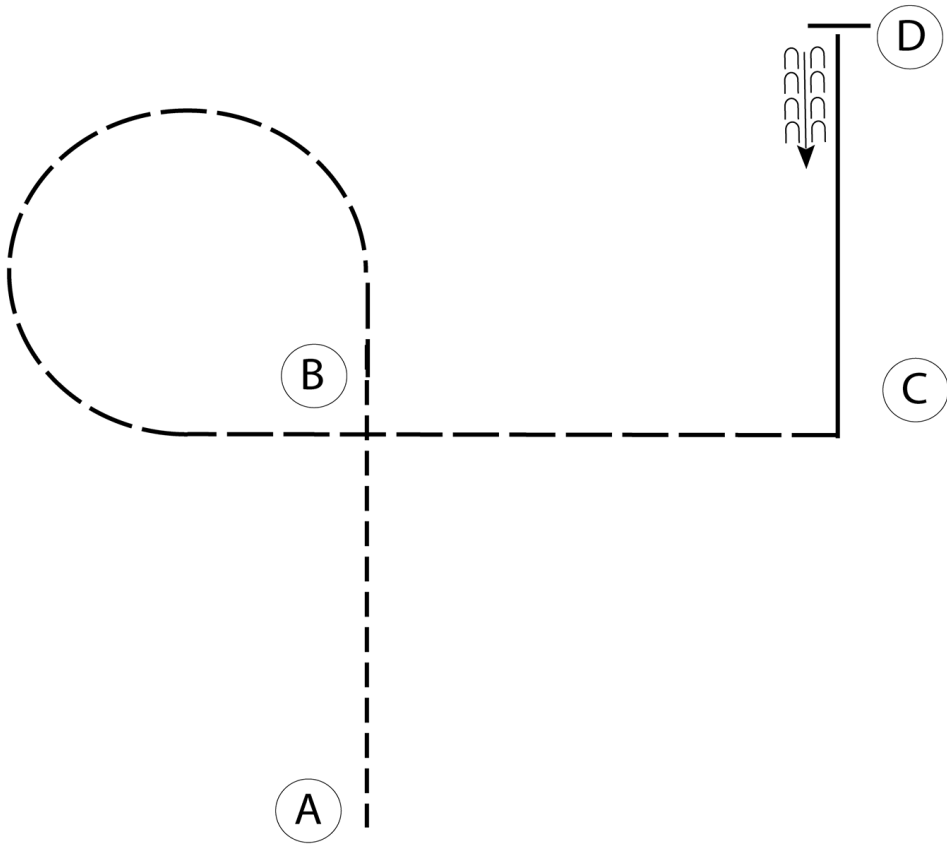
# GSC Summer Extravaganza

## Western Horsemanship (Adult and Youth)

Show Date: 07-27-2024

w w w . H o r s e S h o w P a t t e r n s . c o m

w w w . H o r s e S h o w P a t t e r n s . c o m



Be ready at A.

1. Jog to B.
2. At B, extend the jog in a circle around B.
3. Continue the extended jog toward C.
4. Turn a corner at C and lope on the left lead to D.
5. At D, stop and back approximately one horse length.

Follow the instructions of your ring steward.

<b>Walk</b>	-----
<b>Jog</b>	-----
<b>Extended Jog</b>	-----
<b>Lope</b>	—————
<b>Leg Yield</b>	
<b>Lead Change</b>	—/—
<b>Back</b>	← C C C C C C C C
<b>Marker</b>	(B)
<b>Sidepass</b>	←-----→

[WH/2-9]

**Pattern Provided by:**  
*Vic Brenneman*

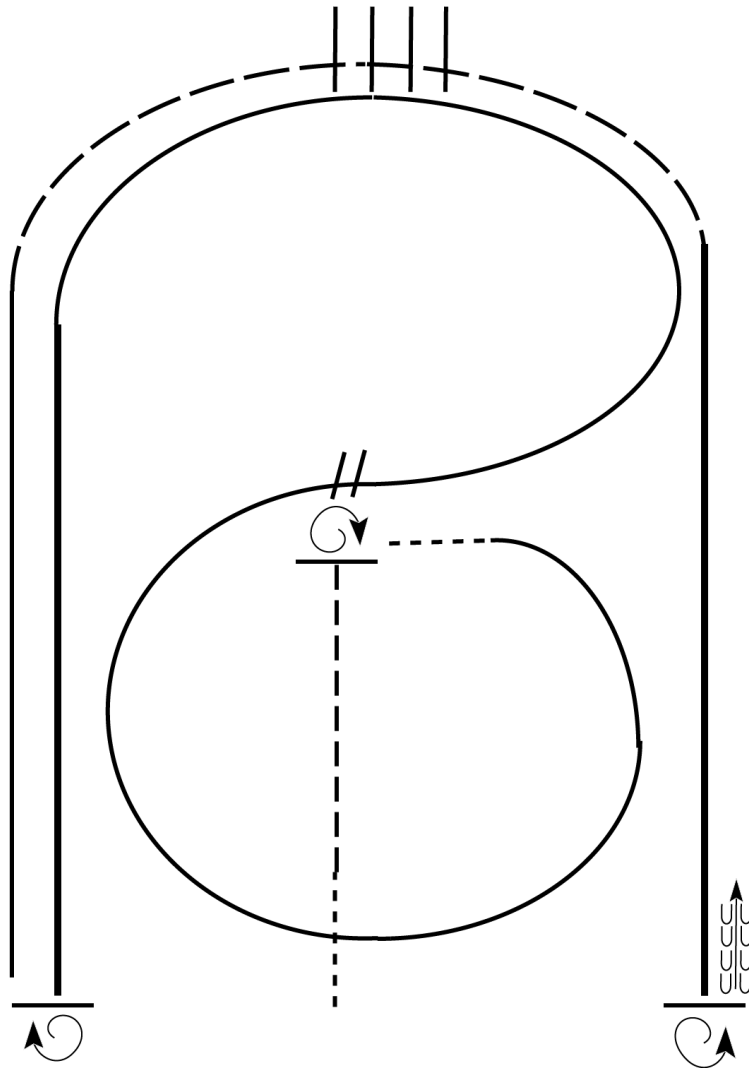
# GSC Summer Extravaganza

## Ranch Riding (Jackpot Ranch Riding)

Show Date: 07-27-2024

w w w . H o r s e S h o w P a t t e r n s . c o m

w w w . H o r s e S h o w P a t t e r n s . c o m



1. Walk
2. Jog
3. Stop, do a 1 1/4 turn to the right
4. Walk. Then, lope small circle on the right lead
5. Change leads, (simple or flying) lope left lead around end of the arena
6. Extend the lope on the left lead
7. Stop, do a 2 1/2 turns right
8. Lope straight on the right lead
9. Extend the jog around end of the arena across poles/logs
10. Extend the lope on right lead
11. Stop, do 2 turns left
12. Back

Walk	-----
Jog	-----
Extended Jog	-----
Lope	-----
Lead Change	⧘
Back	←←←←←
Marker	Ⓚ

[RR/6]

Pattern Provided by:

*Vic Brenneman*

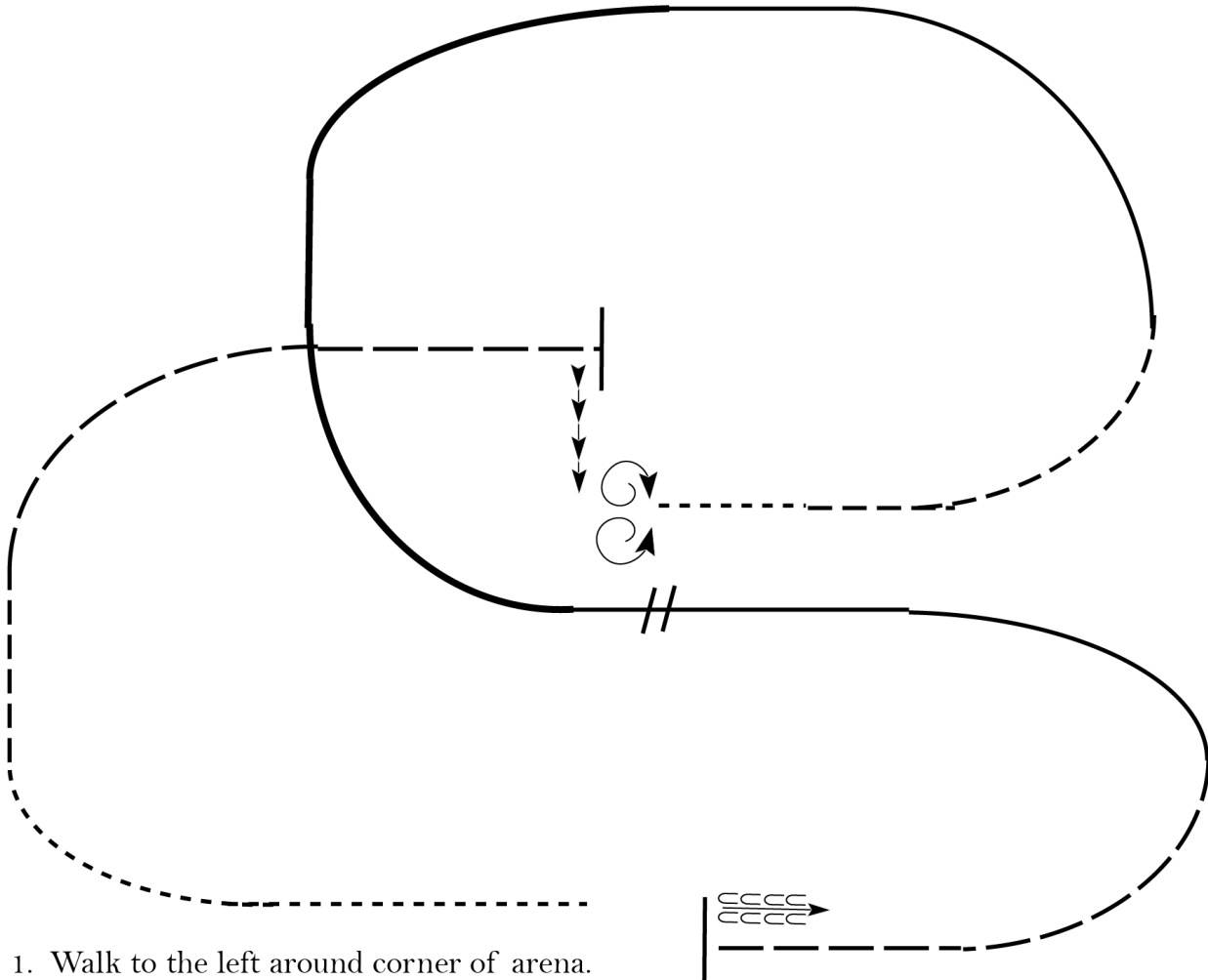
# GSC Summer Extravaganza

## Ranch Riding (Adult and Youth Ranch Riding)

Show Date: 07-27-2024

w w w . H o r s e S h o w P a t t e r n s . c o m

w w w . H o r s e S h o w P a t t e r n s . c o m



1. Walk to the left around corner of arena.
2. Trot
3. Extend alongside of the arena and around the corner to center.
4. Stop, side pass right
5. 360 degree turn each direction (either way 1st)
6. Walk.
7. Trot.
8. Lope left lead
9. Extend the lope
10. Change leads (simple or flying)
11. Collect to the lope
12. Extend trot
13. Stop and back

<b>Walk</b>	.....
<b>Jog</b>	-----
<b>Extended Jog</b>	- - - - -
<b>Lope</b>	—————
<b>Lead Change</b>	— / —
<b>Back</b>	← — — — —
<b>Marker</b>	(B)

[RR/3]

**Pattern Provided by:**  
*Vic Brenneman*